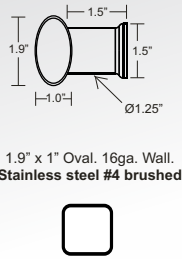



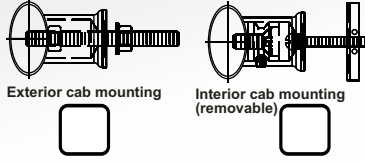
handrail mounts & part no.

Choose a Mount

vertical mount



Select a Vertical Mount Spacer



Bend shown for vertical mount




AHVBE *

Available Fall 2010

E-Form Instructions

To fill out form, click and type in highlighted form field areas. Use Email button to send it.

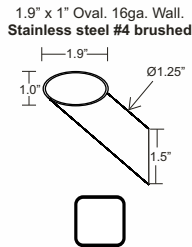
Click ends of rails to change styles. 

If preferred you can print this form, fill out by hand and fax it to us.

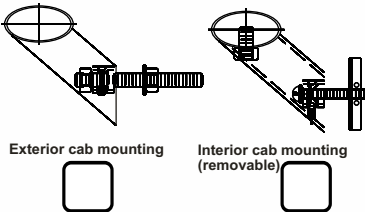
About Spacer Types

Installation: Choose between the exterior cab mounting spacer assembly (using the 3/8" stud) or the in-cab (removable) spacer assembly (with the specialized 1/4" Toggler mounting), which allows for installation from within the elevator car cab.

horizontal mount



Select a Horizontal Mount Spacer



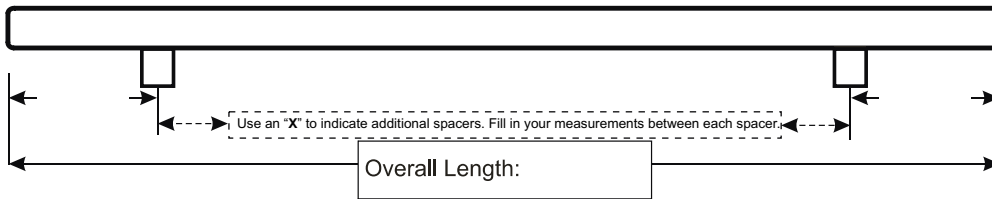
Bend shown for horizontal mount



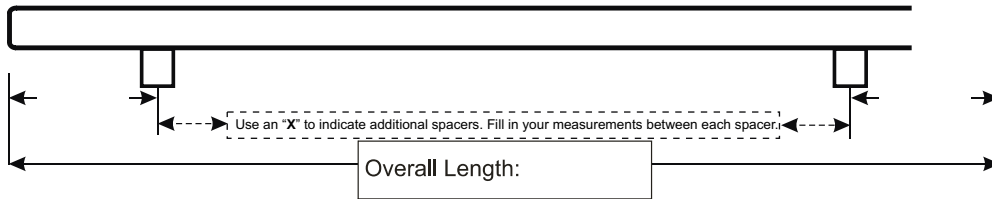
AHHBE *

Available Fall 2010

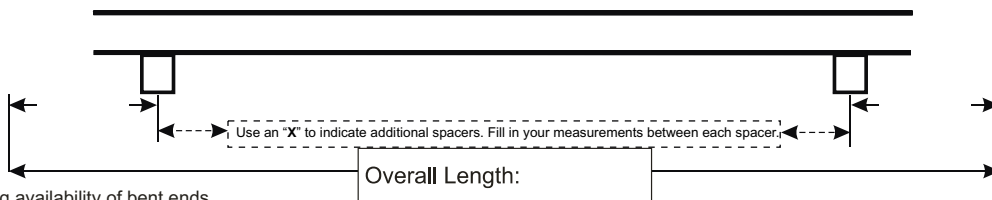
Qty: _____



Qty: _____



Qty: _____



*Inquire regarding availability of bent ends.

Company: _____

Job Name: _____

Order #: _____ P.O.#: _____

Notes: _____

Contact Name: _____



SHIP TO ADDRESS: _____

Phone () _____ - _____

Fax () _____ - _____



Handrail Worksheet



Save a Tree.
Use our E-Forms.